




4-H Scrapbook Guidelines



The following are guidelines for a 4-H scrapbook, if a member chooses this option for his or her record book.

Keep in mind that this option is meant to give the member a chance to be creative. The book should look like they want it to look, in their own style. The basic items that should be included in a 4-H scrapbook would be:

- **Introduction** - The beginning of the story you will tell through your scrapbook should be information about yourself. A picture is a great addition.
- **Goals** – At the beginning of the 4-H year, the member should think about and represent in their book in some way -- writing, drawing, pasting, creating on the computer, etc. -- what they hope to do or accomplish in 4-H in general and in their projects for the coming 4-H years. **List at least two goals.**
- **Your 4-H Story** – member should show through photos, drawings, clippings, etc. what they did in their club, at county, state or national events, at project events. This could include community service, trips, camp, club parties, meetings, other events, sports through 4-H, etc. Think of it as telling a 4-H year story – in words, pictures, computer graphics, whatever.
- **4-H Activities** - let us know what you did on the club, county, district, state and national levels. A form for this information is available in this packet.
- **Reflection** – member should take the time to show that they have thought about their 4-H year and tell (in photos, written word, drawings, etc.) how they feel about it. Did they accomplish what they wanted to? Did they learn something new? Do they want to do anything different the next year?



There is no right or wrong way to make a scrapbook. Be creative. Have a little fun with it. Think “Ten years from now will I be able to look at this book and tell what I did and learned in 4-H this year?”



MY 4-H ACTIVITIES

Number of meetings held by my club this year _____ Number I attended: _____

Must have **title** or **explanation** (list one activity per line). Use "other" for additional activities.

MONTH 4-H CLUB ACTIVITIES



_____ Demonstration: _____

_____ Speech: _____

_____ Recreation: _____

_____ Music: _____

_____ Drama: _____

_____ Conservation: _____

_____ Health: _____

_____ Safety: _____

_____ Community Service: _____

_____ Club Tour: _____

_____ Club Trip: _____

_____ Picnic: _____

_____ Fundraiser: _____

_____ Office Held: _____

_____ Other: _____

_____ Other: _____

_____ Other: _____

4-H COUNTY ACTIVITIES

_____ Officer Training: _____

_____ Youth Leadership/Ambassadors: _____

_____ Teens Member/Officer: _____

_____ Workshops/Clinics/Seminars: _____

_____ County Committees: _____

_____ 4-H Leaders Board: _____

(over)

MONTH **4-H COUNTY ACTIVITIES** (cont'd.)



4-H Promotion:

_____ National 4-H Week: _____
_____ Poster Contest: _____
_____ Parades: _____
_____ Other: _____
_____ Other: _____

_____ June Dairy Month: _____

_____ Other: _____
_____ Other: _____

_____ Demonstration: _____

_____ Forensics: _____

_____ Creative Writing: _____

_____ Talent Show: _____

_____ Clothing Style Revue: _____

_____ County Camp: _____

_____ Camp Counselor: _____

_____ Instate/Out-Of-State Exchange: _____

_____ County Trip: _____

_____ Fundraiser: _____

_____ County Fair: _____

_____ Clover Café: _____

_____ 4-H Fun Night: _____

_____ Other: _____

_____ Other: _____

4-H EASTERN DISTRICT, STATE, NATIONAL, INTERNATIONAL ACTIVITIES

_____ State Fair: _____

_____ State 4-H Youth Conference: _____

_____ District Teen Winter Camp: _____

_____ Citizenship Washington Focus: _____

_____ International Exchange: _____

_____ Other: _____







_____ Other: _____



4-H SCRAPBOOK EVALUATION

Member's Name _____ Age on January 1st _____ Grade on January 1st _____
 Club _____ Years in 4-H _____ Have you received a plaque? Yes No

When assembling your scrapbook, be sure to label the four sections – Introduction, Goals, My 4-H Story, and Reflection.

	<u>Points</u>	<u>Comments</u>
Introduction Page (1-10 points) _____ <i>Did the member include:</i>  <ul style="list-style-type: none"> ⇒ a picture of him/herself ⇒ indicate their name, age, grade, and club ⇒ tell a little about themselves 	_____ _____ _____ _____ _____	_____ _____ _____ _____ _____
Goals (1-15 points) _____ <i>Did member list at least 2 goals for the year?</i> 	_____ _____ _____ _____ _____	_____ _____ _____ _____ _____
My 4-H Story (35 points) _____  <i>The 4-H story should be shown through photos, drawings clippings, writing, computer graphics, etc. in the member's own style and creativity. Does member's story encompass the entire year, not just the fair? Does the Activities Page match the 4-H Story? Did they include project activity pages?</i>	_____ _____ _____ _____ _____	_____ _____ _____ _____ _____
Insert: My 4-H Activities Page (15 points) <i>Did the member show what he/she did in their club, at county, state or national events?</i> 	_____ _____ _____ _____ _____	_____ _____ _____ _____ _____
Reflection (1-15 points) _____ <i>Does member reflect on what he/she thought about their past 4-H year? Did they accomplish what they wanted to, did they learn something new?</i> 	_____ _____ _____ _____ _____	_____ _____ _____ _____ _____
Overall Neatness (1-10 points) _____ 	_____ _____ _____ _____ _____	_____ _____ _____ _____ _____
TOTAL POINTS	=====	

(Possible Points: 100)

RATING (circle one): 1st 2nd 3rd Participation
 (90-100 points) (80-89 points) (70-79 points) (69 points & under)