

4-H Notes

November 30, 2018

What's New!

2019 Plat Book – Help Needed!

We're getting started on a new Plat Book to be ready by September of 2019! The Plat Book is a major fundraiser for the Manitowoc County 4-H Leaders Association. We need volunteers that can help with sales, marketing, design, and proofing of the new book. If you have any of these skills or would like to learn some new skills, please contact Manitowoc County 4-H Leaders Association President, Jacque Smith, at jacquesmith80@gmail.com or 920-901-5225.

Got Literature?

4-H Project literature is available for almost every project in 4-H and it is funded by your enrollment fee. If you would like some help with your project, 4-H literature can provide project information, ideas, and direction. To obtain literature for your project, go into your account in 4-H Online and select Participation and then the Project tab. You can then go to Edit for the project you want literature for and select your project material. The literature order for your club will be given to your Main Leader who will bring it to the next club meeting. When you are done with the literature at the end of the year, please return it to your Main Leader, who will bring it to our office and it can be reissued to another 4-H member. Recycling literature helps us keep the program costs down.

2018 Fall Project Central- Rescheduled to Saturday, December 15th!

The Fall Project Central workshop has been rescheduled for Saturday, December 15 at the Manitowoc County Office Complex. There are two session – 9:00 – 10:15 am and 10:30 – 11:45 am. Please find a description of projects offered and registration information attached.

Deadline to register is December 10th, to secure your spot you must pay in advance. There are still openings in every project. Space is limited, so register early to reserve your spot!

Please note, if you tried to register but were unable to – try again! If you are still unable to register, please contact Wendi at 683-4169.

Project Central: Woodworking

Tom Klesper is a former Washington County 4-H member and a new Manitowoc County 4-H Woodworking Project Leader from the Two Rivers area. Tom is willing to work with a small group of youth to teach them woodworking skills and help them with their woodworking projects.

Here is what Tom has to say:

"If any 4-H'ers (up to four) are interested in making wood working projects, I have a small shop with power tools and I am willing to teach/help them with their project. My shop is upstairs, so it is not handicap accessible. Some school shop experience would be helpful but is not required. Youth would be responsible for purchasing their wood, safety glasses, hearing protection, and dust masks for sanding. If the project is going to have a finish, some finishes may also need to be purchased. Projects could include small tables, shelving units or other things. We would meet twice a week for less than 2 hours for several weeks to complete the projects.

During the first meeting, youth should have ideas of what they would like to make. If formal plans are not available, we can reverse-engineer simpler projects and estimate the wood requirements. Also, if projects are overly aggressive for the timeframe or the child's skill, I may suggest downsizing. During that meeting we will also decide on future meeting dates and times, so youth should know their schedule. Attending all meetings is not critical, but if too many meetings are missed, projects may not get completed." If you are interested in this opportunity, please contact Tom directly at ttklesper@gmail.com.

In Case You Missed It!

Attention all 4-H Clubs – Last Chance to donate items for the Holiday Party at Southfield Townhouses!

The 4-H Teen Ambassadors would like to invite all 4-H Clubs to collect new winter items for children. Items may include socks, scarves, mittens, hats, and coats. All sizes are from the age groups of 3 years of age to approximately 15 years of age although a special request was made for some larger size items i.e. sizes 7-14. The 4-H Teen Ambassadors will be holding their annual Holiday Party at Southfield Townhouses on December 2, 2018 at which time the items will be presented on behalf of all 4-H Families. Please feel free to drop off items at the Manitowoc County UW-Extension Office on Expo or at the home of:

Georgia Zutz
4-H Teen Ambassador President
20001 US Highway 151 Valders, WI 54245
(920)973-3498

4-H Ambassadors – You're Invited!

Anyone age 5th grade and older is welcome to attend an Ambassadors Meeting held on the 3rd Sunday of each month at 1:00 pm at the following location:

20001 US Hwy 151
Valders, WI 54245

Please e-mail or call Kim Zutz to confirm the time if you plan to attend as the time and place of the meetings are subject to change if we have a special event going on. The next meeting is scheduled for November 18.

Ambassador Advisor Kim Zutz contact: kzutzwkids@gmail.com or 920-775-4359

Google Calendar

With the start of the new 4-H year, we now have a Google calendar for all county, state, and national 4-H events and activities. Check it out - Manitowoc County 4-H Calendar . If you would like to add a date for a countywide 4-H event, activity, or meeting please send the information to UW-Extension Program Assistant, Wendi Holschbach, at wendiholschbach@co.manitowoc.wi.us. 920.683.4169

Join Manitowoc County 4-H on Facebook!

<https://www.facebook.com/ManitowocCounty4H>

Reminder: Deadlines for articles





Updates to the Manitowoc County 4-H website are done on a weekly basis.





Please send your updates by Mondays at noon to wendiholschbach@co.manitowoc.wi.us.

If you have specific questions, concerns, or suggestions for our 4-H Youth Development Educator, please send those emails directly to Kevin Palmer at: kevinpalmer@co.manitowoc.wi.us

2018: Fall Project Central

Fall Project Central will take place at the Manitowoc County Office Complex, 4319 Expo Drive, Manitowoc on Saturday, December 15, 2018. The workshop has two sessions - 9:00 - 10:15 am and 10:30 - 11:45 am. You will find a description of the 8 sessions offered below. Youth can register for 1 or 2 sessions. There will be a short snack break from 10:15 - 10:30 am (snack provided for youth attending both sessions). **Registration for Project Central is through 4-H Online only until sessions are filled.** Please mail or drop off a copy of your confirmation from 4-H Online and payment by December 10, 2018 to: Wendi Holschbach, Manitowoc County UW-Extension, 4319 Expo Drive, PO Box 935, Manitowoc, WI 54221-0935. (*Please note, we are working in an online payment solution for future workshops*).

		Grade	Fee	Junior Fair Dept.	Session#
Let's Jam! Making Home Made Apple Jam					
	Featured Recipe: Caramel Apple Jam. According to Laura Apfelbeck this recipe tastes like heaven - apple pie in a jar! A delicious gift! An excellent County Fair project. Laura will not only teach you how to make this jam, but also how to safely preserve it along with other aspects of canning.	3 & Up	\$3	25, Class E	101
Card Magic: Creating Artsy Greeting Cards					
	Chris Lehrer-Rosenberg is a recovering junior high teacher who has been making extraordinary greeting cards using her collection of nifty paper punches, fancy scissors, and rubber stampers. Find out what she has planned for her first ever 4-H card-making extravaganza! You will leave with 3 art projects you can send to your loved ones far away. Or, you could hoard them until August, enter them in the county fair, and then send them next fall.	3 & Up	\$3	28, Class A or B	102
Christmas Tree Canning Ring Door Hanger					
	This handmade holiday tree is attractive and easy to make. With Tonja Palmer's guidance, you will create a Mason Jar Lid Christmas Tree fully decorated and ready to hang on your door! Makes a great gift and can be entered in the county fair as recycled art or home environment project.	3 & Up	\$10	28, Class A or B 18, Class E	103
Mink Pelt Board Snowman					
	Create this woodworking project in an hour with Kevin Palmer. You'll learn some basic project techniques by starting with a plain wooden pelt board and then sanding, gluing, nailing and painting to create the snowman. Your finished project can be hung on a doorknob or hook as a holiday decoration.	K & Up	\$6	28, Class A or B 17, Class K	104

	Grade	Fee	Junior Fair Dept.	Session#
Rolled Paper Beads - A Recycled Art Project You Can Wear				
 <p>Beads can be used for necklaces, bracelets, pull chains, or almost anything as long as it doesn't get WET. Remember, it's a rolled PAPER bead. Join Laura Apfelbeck, who will show you how to make these beads from a variety of paper. You can even use markers or crayons to design you own.</p> <ul style="list-style-type: none"> •Make a rolled paper bead necklace for a musician using sheet music. •Make a rolled paper bead bracelet for a gardener using seed catalogs. •Make a beaded pull chain for someone who likes to travel using a map. 	3 & up	\$5	18, Class E	201
Quilling - Give it a Whirl!				
 <p>What is quilling? It's paper filigree, tiny strips of paper swirled to make artistic animals, objects, flowers, or anything you can think of! They can be 2D or 3D. Sophia Meisner has entered her quill work in the County Fair twice and in the 2018 fair, her quilling project was chosen to go to the State Fair. Whoo-hooo! Sophia will teach you the basics of rolling various shapes and then create one finished piece which you could turn into framed art or a card and enter it in the fair.</p>	3 & Up	\$3	18, Class F	202
Danish Filigrantrae				
 <p>Filigrantrae means "filigree tree" in Danish and is a contemporary pared down "real" tree made of solid untreated and unfinished wood. Denmark exports Christmas trees to other European countries, but in recent years, they have seen a shortage. This natural version could be used year after year. Makes a fine Easter Tree as well. Or Valentine's Day. Or ... Make a tabletop version with Kevin Palmer, decorate it on your own, and enter it in the county fair.</p>	3 & Up	\$10	28, Class A or B 22, Classes A-D	203
Sock Snowman				
 <p>If you wear white socks and your dryer has eaten one of every pair you own, we have the perfect solution. It's cute! It's cuddly! It's recycled! And really, who doesn't need a sock snowman? Make yours with Tonja Palmer. We'll make one from a new sock, but you could make one from an orphan sock and enter it in the county fair as recycled art!</p>	K & Up	\$5	28, Class A or B 17, Class E	204