



# WI 4-H Dog Speaking and Demonstration Contest

(Held in conjunction with the 4-H Horse Speaking Contest)

**Date:** May 4, 2025

**Location:** STEM Innovation Center - UW Green Bay Campus  
2019 Technology Way  
Green Bay, WI 54311

**Cost:** \$6.00, per youth, per speaking category

**Registration:** 10:00am

**Contest begins:** 10:30am (awards following contest)

**Speaking Categories:**

- Public Speaking
- Interpretative Reading
- Individual Demonstration (or Illustrated Talk)
- Team Demonstration (or Illustrated Talk)

**Grade Divisions:** grades 3-5, grades 6-8, grades 9-13



**Contest Registration:** all dog speaking registration will be done through 4-H online. You need to be an enrolled 4-H member to register for the contest. More information about how to register for an event in 4-H online is available at the end of this document.

- Registration closes on April 1st
- Register online at: <https://254hdogspeaking.4honline.com>
- For the dog speaking contest, in team demonstration, if you are working with a team member that is in a different age division, you need to enter in the older member’s division.

**Speaking Category Information**

Individual Demonstration.....	2
Team Demonstration.....	3
Individual and Team Judging Guide.....	4 - 5
Public Speaking.....	6
Public Speaking Judging Guide.....	7 - 8
Public Speaking - Interpretive Reading .....	9
Interpretive Reading Judging Guide.....	10 - 11
Registration Guide.....	12 - 14

# DEMONSTRATION OR ILLUSTRATED TALK INDIVIDUAL

To help youth gain self-confidence. To develop their ability to demonstrate or illustrate their skill or activity and share it with others. To develop skills in effective organization and presentation.

## GRADE DIVISIONS:

Beginner.....3-5

Junior..... 6-8

Senior.....9-13

## WISCONSIN CONTEST RULES:

1. Individuals must be currently enrolled in the 4-H Dog Project in the county they represent.
2. Subjects must be dog related, original, and factual. Use of live animals is not permitted.
3. Participants are expected to do a presentation, of one of these two types:
  - a) Demonstrate horse-related procedure by explanation and doing the procedure (or facsimile of procedure). Visual aids may also be used.
  - b) Explain what is involved in horse-related topics by use of props and/or visuals.
4. Senior presentations should be 9-12 minutes in length. Three points will be deducted from the total score for every minute (or fraction of a minute) under the time limit.
  - a) Judge will allow the presentation to go over by a maximum of 1 minute. Then the judge will call time and assess a 10 point time penalty.
  - b) Youth will be permitted 5 minutes to set-up their presentation and 5 minutes to clean-up.
5. Beginner and junior presentations should be no longer than 10 minutes.
  - a) Judge will allow the presentation to go over by a maximum of 1 minute. Then the judge will call time and assess a 10 point time penalty.
  - b) Youth will be permitted 5 minutes to set-up their presentation and 5 minutes to clean-up.
6. Contestants must introduce themselves by name, county (or state, when applicable) and demonstration title.
7. Contestants must cite their major references after the conclusion of their presentation. This will not be counted in the allotted time.
8. Only the judge(s) may ask questions of the contestant in the contest. Question time will not count in the allotted time. Contestants should repeat the question, then answer it.
9. Ties will be broken first by the judge's accumulated delivery score, second by the judge's accumulated organization score, and third on the judge's accumulated content and accuracy score.
10. Creative audiovisual aids may be used, but the contestants must be involved in making or designing them.
11. See Judging Guide for additional information.
12. A grand, reserve and 8 top ribbons in each division will be awarded. Disqualified entries are NOT eligible for awards but will be critiqued by judge with reason for disqualification listed on judge's form.

## DEMONSTRATION OR ILLUSTRATED TALK

### TEAM

**To help youth gain self-confidence. To develop their ability to demonstrate or illustrate their skill or activity and share it with others. To develop skills in effective organization and presentation while working with another person to achieve these goals.**

#### GRADE DIVISIONS:

Beginner.....3-5

Junior..... 6-8

Senior..... 9-13

1. Team members must be currently enrolled in the 4-H Dog Project in the county they represent.
2. Subjects must be dog related, original, and factual. Use of live animals is not permitted.
3. Participants are expected to do a presentation, of one of these two types:
  - a) Demonstrate horse-related procedure by explanation and actually doing the procedure (or facsimile of procedure). Visual aids may also be used.
  - b) Explain what is involved in horse-related topic by use of props and/or visuals.
4. Senior presentations should be 10-15 minutes in length. Three (3) points will be deducted from the score for every minute or fraction of a minute you are under time.
  - a) Judge will allow the presentation to go over by a maximum of 1 minute. Then judge will call time and assess a 10 point time penalty.
  - b) Youth will be permitted 5 minutes to set-up their presentation and 5 minutes to clean-up.
5. Beginner and Junior presentations should be no longer than 10 minutes.
  - a) Judge will allow the presentation to go over by a maximum of 1 minute. Then the judge will call time and assess a 10 point time penalty.
  - b) Youth will be permitted 5 minutes to set-up their presentation and 5 minutes to clean-up.
6. Contestants must introduce themselves by name, county (or state, when applicable) and presentation title.
7. Contestants must cite their major references after the conclusion of their presentation. This will not be counted in the allotted time.
8. Only the judge(s) may ask questions of the contestants in the contest. Question time will not count in the allotted time. Contestants should repeat the question, then answer it.
9. Ties will be broken first by the judge's accumulated delivery score, second by the judge's accumulated organization score, and third on the judge's accumulated content and accuracy score.
10. Creative audiovisual aids may be used, but the contestants must be involved in making and designing them. All visual aids, prep, and equipment (including computer/LCD) are the responsibility of the presenter.
11. See Judging Guide for additional information.
12. A grand, reserve and top eight ribbons in each division will be awarded. Disqualified entries are NOT eligible for awards but will be critiqued by judge with reason for disqualification listed on judge's form.

# INDIVIDUAL AND TEAM DEMONSTRATION OR ILLUSTRATED TALK JUDGING GUIDE

Title \_\_\_\_\_

Exhibitor(s) Name \_\_\_\_\_

Exhibitor(s) No. \_\_\_\_\_ County \_\_\_\_\_

Grade \_\_\_\_\_ Placing \_\_\_\_\_

Category \_\_\_\_\_

\_\_\_\_\_  
Judge (signature or initials)

Beginner (Grades 3-5).....10 minute maximum  
Junior (Grades 6-8)..... 10 minute maximum  
Individual Senior (Grades 9-13)..... 9-12 minute  
Beginner (Grades 3-5).....10 minute maximum  
Team Junior (Grades 6-8)..... 10 minute maximum  
Team Senior (Grades 9-13).....10-15 minute

**Note:**

- a) Senior Only: Three (3) points will be deducted from the senior score for every minute or fraction of a minute you are under time.
- b) Judge will allow the presentation to go over by a maximum of 1 minute. Then the judge will call time and assess a 10 point time penalty.
- c) Youth will be permitted 5 minutes to set-up their presentation and 5 minutes to clean-up.

Ties will be broken by (1) accumulated delivery score, (2) accumulated organization score, and (3) accumulated content and accuracy score.

Judges will consider applicable questions listed under each section when determining the score for that section.

---

## A. INTRODUCTION (10 POINTS)

- 1. Did the introduction serve to create interest in the subject? \_\_\_\_\_
- 2. Was the introduction short and to the point?
- 3. Was a catchy title used?

---

## B. ORGANIZATION (25 POINTS)

- 1. Was the topic sufficiently focused to adequately cover in the time allowed? \_\_\_\_\_
  - 2. Did the discussion relate directly to the points being made?
  - 3. Could the audience see the demonstration procedures or visual aids?
  - 4. Were materials and equipment carefully selected, neatly arranged and well-organized?
  - 5. Were visual aids used if and when needed?
  - 6. Were key points or each step stressed?
-

---

**C. CONTENT AND ACCURACY (25 POINTS)**

1. Were facts and information accurate? \_\_\_\_\_
2. Was there enough information concerning the subject? \_\_\_\_\_
3. Were approved practices used? \_\_\_\_\_
4. Was credit given to sources of information if appropriate? \_\_\_\_\_
5. Was content appropriately related to horse industry? \_\_\_\_\_

---

**D. STAGE PRESENCE (10 POINTS)**

1. Were presenters neat and appropriately dressed for subject of presentation? \_\_\_\_\_
2. Did presenter speak directly to and look at the audience? \_\_\_\_\_
3. Was the presentation too fast or too slow? \_\_\_\_\_
5. Was good teamwork displayed? (Generally it is not advisable for one to do all the talking.) \_\_\_\_\_

---

**E. DELIVERY (15 POINTS)**

1. Did presenters appear to enjoy giving the presentation? \_\_\_\_\_
2. Did presenter have good voice control? \_\_\_\_\_
3. Were all words pronounced correctly? \_\_\_\_\_
4. If notes were used was it done without detracting from the presentation? \_\_\_\_\_
5. Did presenter seem to choose words at the time they were spoken as opposed to a memorized presentation? \_\_\_\_\_

---

**F. EFFECT ON AUDIENCE (5 POINTS)**

1. Did the audience show an interest in the presentation? \_\_\_\_\_
2. Could audience go home and carry out the idea if interested? \_\_\_\_\_

---

**G. SUMMARY (10 POINTS)**

1. Was the summary short and interesting? \_\_\_\_\_
2. Were the key points briefly reviewed? \_\_\_\_\_
3. Did summary properly wrap up the presentation? \_\_\_\_\_
4. Could presenter(s) handle questions easily? \_\_\_\_\_

---

**JUDGE'S COMMENTS**

**TOTAL POINTS** \_\_\_\_\_  
Minus Time Penalty (-) \_\_\_\_\_  
**TOTAL SCORE** \_\_\_\_\_

## **PUBLIC SPEAKING CONTEST – INFORMATIVE SPEECH**

**To help youth gain self-confidence, courage and persuasiveness. To share ideas with others.  
To develop the ability to speak in public. To inform others about horse related subjects and/or the 4-H  
Dog programs.**

### **GRADE DIVISIONS:**

Beginner	3-5
Junior	6-8
Senior	9-13

### **WISCONSIN CONTEST RULES:**

1. The subject must pertain to dogs. Speeches not appropriately related to the dogs may be disqualified at the discretion of the judge.
2. Individuals must be enrolled in the 4-H Dog Project in the county they represent.
3. Brief notes may be used, but demonstration materials and visual aids are not permitted.
4. A public address (microphone) system will not be used during the contest. A podium will NOT be reserved. If one is available in the room, contestants have the option of using it.
5. Senior speeches should be 7-10 minutes in length. Three points will be deducted from the total score for every minute (or fraction of a minute) under the time limit.
  - a) Judge will allow the presentation to go over by a maximum of 1 minute. Then the judge will call time and assess a 10 point time penalty.
6. Beginner and Junior speeches have a 7 minute maximum time limit.
  - a) Judge will allow the presentation to go over by a maximum of 1 minute. Then the judge will call time and assess a 10 point time penalty.
7. Contestant is to provide the following information: introduce themselves by name, county (or state when applicable) and title of the speech. This can be done verbally or by handing the Judge a card with the information.
8. Contestants should cite their major references after the conclusion of their speech. Time for citing references will not be counted in the allotted time.
9. Only the judge may ask questions of the contestant. Question time will not be counted in the allotted time. Contestants should repeat the question and then answer it.
10. Ties will be broken first by accumulated delivery score, second by accumulated organizational score, and third by accumulated content and accuracy score.
11. See Public Speaking Judging Guide for additional information.
12. A grand, reserve and top eight ribbons in each division will be awarded. Disqualified entries are NOT eligible for awards but will be critiqued by judge with reason for disqualification listed on judges form.

# PUBLIC SPEAKING CONTEST JUDGING GUIDE

## INFORMATIVE SPEECH

Title \_\_\_\_\_

Exhibitor(s) Name \_\_\_\_\_

Exhibitor(s) No. \_\_\_\_\_ County \_\_\_\_\_

Grade \_\_\_\_\_ Placing \_\_\_\_\_

\_\_\_\_\_  
Judge (signature or initials)

Beginner	grades 3-5	7 minute maximum
Junior:	grades 6-8	7 minute maximum
Senior:	grades 9-13	7-10 minutes

**Note:**

- a) Senior Only: Three (3) points will be deducted from the senior score for every minute or fraction of a minute you are under time.
- b) Judge will allow the presentation to go over by a maximum of 1 minute. Then the judge will call time and assess a 10 point time penalty.

Ties will be broken by: (1) accumulated delivery score, (2) accumulated organization score, and (3) accumulated content and accuracy score.

Judges will consider applicable questions listed under each section when determining the score for that section.

Contestants should cite their major references after the conclusion of their speech. Time for citing references and answering questions will not be counted in the allotted time. **Only judges will be permitted to ask questions.**

---

**A. INTRODUCTION (10 POINTS)**

- 1. Did the introduction serve to create interest in the subject? \_\_\_\_\_
- 2. Was introduction short and to the point? \_\_\_\_\_

---

**B. ORGANIZATION (15 POINTS)**

- 1. Were the main points easy to follow? \_\_\_\_\_
- 2. Were the main points arranged in a logical order? \_\_\_\_\_
- 3. Were sentences short, easy to understand? \_\_\_\_\_
- 4. Was speech interesting? \_\_\_\_\_

---

**C. CONTENT AND ACCURACY (20 POINTS)**

- 1. Were facts and information accurate? \_\_\_\_\_
  - 2. Was there enough information concerning the subject? \_\_\_\_\_
  - 3. Was credit given to sources of information if appropriate? \_\_\_\_\_
  - 4. Was content appropriately related to horse industry? \_\_\_\_\_
-

---

**D. PRESENTATION (15 POINTS)**

1. Was speaker neat and appropriately dressed? \_\_\_\_\_
2. Were gestures appropriate to speech and to topic? \_\_\_\_\_
3. Were there a minimum of gestures and movement? \_\_\_\_\_
4. Did speaker talk directly to the audience? \_\_\_\_\_
5. Was posture erect but not stiff? \_\_\_\_\_
6. Did speaker look at the audience? \_\_\_\_\_
7. Did speaker refrain from leaning on podium? \_\_\_\_\_
8. Did speaker seem relaxed and at ease? \_\_\_\_\_

---

**E. DELIVERY (20 POINTS)**

1. Did speaker have good voice control? \_\_\_\_\_
2. Were all words pronounced correctly? \_\_\_\_\_
3. Did speaker's facial expression and body expression reflect the mood of the speech? \_\_\_\_\_
4. Were notes used without detracting from the speech? \_\_\_\_\_
5. Did speaker seem to choose words at the time they were spoken as opposed to a memorized or read-type delivery? \_\_\_\_\_

---

**F. GENERAL (10 POINTS)**

1. Did the speaker convey to the audience a sense of wanting to communicate? \_\_\_\_\_
2. Did speech reflect the thoughts and personality of the speaker? \_\_\_\_\_

---

**G. SUMMARY (10 POINTS)**

1. Was the conclusion short and interesting? \_\_\_\_\_
2. Did the conclusion properly wrap up the speech? \_\_\_\_\_
3. Could speaker handle questions easily? \_\_\_\_\_

**TOTAL POINTS** \_\_\_\_\_

Minus Time Penalty (-) \_\_\_\_\_

**TOTAL SCORE** \_\_\_\_\_

**JUDGE'S COMMENTS:**



## PUBLIC SPEAKING - INTERPRETIVE READING

To help youth gain self-confidence, courage and persuasiveness. To share ideas with others. To develop the ability to speak in public. To inform others about horse-related subjects and/or the 4-H Horse or Horseless Projects.

### GRADE DIVISIONS:

Beginner	3-5
Junior	6-8
Senior	9-13

### WISCONSIN CONTEST RULES:

1. The reading must pertain to dogs. The reading may be an original work of the exhibitor.
2. Reading may be prose, poetry, stories, play cuttings, narratives, book or review.
3. Interpretive reading is the art of reading aloud from the printed page.
4. The selection should NOT be memorized.
5. A public address system will not be used during the contest. Use of a podium is optional.
6. **Your reading should be copied on paper and mounted on construction paper instead of reading out of a book.**
7. Props and costumes are not used.
8. Contestants should have an opening that includes your name, age, and county. It should also include the title and author of the selection and an introduction (transition to reading).
9. Senior readings should be 7-10 minutes in length. Three points will be deducted from the total score for every minute (or fraction of a minute) under the time limit.
  - a) Judge will allow the presentation to go over by a maximum of 1 minute. Then the judge will call time and assess a 10 point time penalty.
10. Beginner or Junior readings have a 7 minute maximum time limit.
  - a) Judge will allow the presentation to go over by a maximum of 1 minute. Then the judge will call time and assess a 10 point time penalty.
11. Ties will be broken first by accumulated score of points 5-8 on the judging guide, second by accumulated score of 2-4, and third by point 9.
12. See Public Speaking Judging Guide for additional information.
13. A grand, reserve and top eight ribbons in each division will be awarded. Disqualified entries are NOT eligible for awards but will be critiqued by judge with reason for disqualification listed on judges form.

# PUBLIC SPEAKING CONTEST JUDGING GUIDE INTERPRETIVE READING

Title \_\_\_\_\_

Exhibitor(s) Name \_\_\_\_\_

Exhibitor(s) No. \_\_\_\_\_ County \_\_\_\_\_

Grade \_\_\_\_\_ Placing \_\_\_\_\_

\_\_\_\_\_  
Judge (signature or initials)

Beginner grades 3-5      7 minute maximum  
Junior: grades 6-8      7 minute maximum  
Senior: grades 9-13      7-10 minutes

- Note:**
- a) Senior Only: Three (3) points will be deducted from the senior score for every minute or fraction of a minute you are under time.
  - b) Judge will allow the presentation to go over by a maximum of 1 minute. Then the judge will call time and assess a 10 point time penalty.

Ties will be broken by: (1) accumulated score of points 5-8, (2) accumulated score of points 2-4, and (3) by point 9.

Time for citing references and answering questions will not be counted in the allotted time. **Only judges will be permitted to ask questions.**

---

**1. Opening (10 POINTS)** \_\_\_\_\_  
Tells author and title; provides introduction & transition.

---

**2. Eye Contact (10 POINTS)** \_\_\_\_\_

---

**3. Poise, seems well practiced, minimizes errors, not memorized (10 POINTS)** \_\_\_\_\_

---

**4. Posture and overall appearance (10 POINTS)** \_\_\_\_\_

---

**5. Diction: Pronunciation and Enunciation (10 POINTS)** \_\_\_\_\_

---

**6. Vocal volume and rate (10 POINTS)** \_\_\_\_\_

---

---

---

7. Vocal variety and expression; pleasant and interesting voice (15 POINTS) \_\_\_\_\_

---

8. Facial expression and body movements; appropriate and not distracting (10 POINTS) \_\_\_\_\_

---

9. Effect on audience; conveys main ideas and emotions well (15 POINTS) \_\_\_\_\_

---

**JUDGE'S COMMENTS**

**TOTAL POINTS** \_\_\_\_\_

Minus Time Penalty (-) \_\_\_\_\_

**TOTAL SCORE** \_\_\_\_\_

# 4-H Online 2.0 Event Registration Guide

Updated 2023

Whether you are a new or returning family\*, this guide will help you register for an event in Wisconsin 4-H. Please read this page for a summary of the steps needed to enroll.

\* Family can be a household or a recognized outside group (classroom, partner organization, etc.).

## Find the Event

Either click on the provided link or type the link into your browser. The link will be similar to <https://<eventname>.4honline.com> where <eventname> might be wi4hartscamp2023, 23wi4horseconference, 23wi4hdco, or 23wi4hartteam.

In this guide, the 2023 Wisconsin 4-H Horse Conference will be used as an example event.

You will see information about the event such as the dates of the event at the top and the different registration types listed at the bottom. Along with the registration types are the costs and deadlines for each category.

Click the Register button to start the registration process.



2023 WI 4-H Horse Conference  
By Wisconsin 4-H Youth Development, 11/11/2023 - 11/12/2023

## WI 4-H HORSE LEADERSHIP CONFERENCE AND STATE MEETINGS

NOVEMBER 11 - 12, 2023  
UW RIVER FALLS

More information available in the registration details

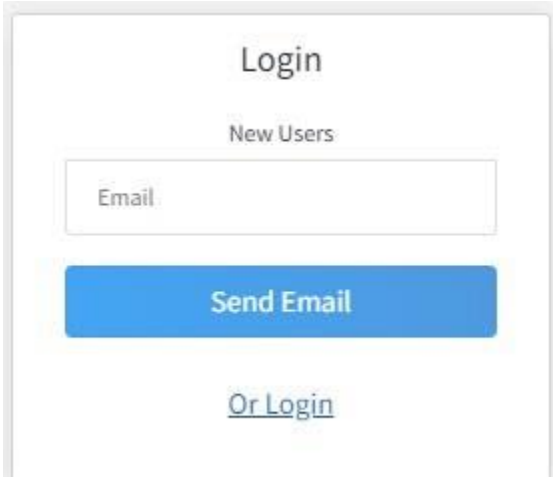
Registration Types	Cost	Deadline
Club Member	\$75.00	11/3/2023
Volunteer	\$75.00	11/3/2023
Parent/Guardian	\$75.00	11/3/2023

[Register](#)

## Login to Event

You have two options for logging in.

1. If you are a new family or a returning family, you can enter your email address and click on the Send Email button to get an link to log in emailed to you. If you are an existing family, make sure you use the same email address as your family login in 4-H Online.
2. If you already have a family account in 4-H Online, you can click on “Or Login” and enter your family login email and password



Login

[New Users](#)

Email

[Send Email](#)

[Or Login](#)

## Logged Into The Event

After you are logged into the event, you will see a screen similar to the image below. If the event allows non-enrolled members to register for the event, you will see the Register New Member section on the left side. If you must be an enrolled 4-H member to register for the event, the Register New Member section will not be visible.

2023 WI 4-H Horse Conference  
By Wisconsin 4-H Youth Development, 11/11/2023 - 11/12/2023

2023 WI 4-H Horse Conference at UW River Falls

**Register New Member**

First Name *required*

Last Name *required*

Birth Date *required*  
Ex. 1/1/2001

Create And Register

**Existing Members**

Kohlrabi Goat Register

Papaya Goat Continue

If you want to register an existing family member for the event, click on Register next to the member's name in the list on the right. Skip to Registering for an Event on page 4.

If you want to add a new family member to register for the event, continue to the next section.

## Adding a New Member to the Family

1. Enter the person's First Name, Last Name, and Birth Date, then click on the **Create And Register** button.
2. Double check the information on the window that appears and if everything is accurate, click the Create And Register button.

**Register New Member**

First Name *required*  
Okra

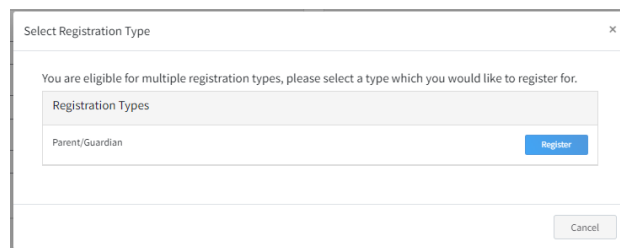
Last Name *required*  
Goat

Birth Date *required*  
4/18/1987

Create And Register

## Registering for an Event

1. You will then be asked to select the registration type you wish to register for.
2. Click the Register button for the type you are selecting.

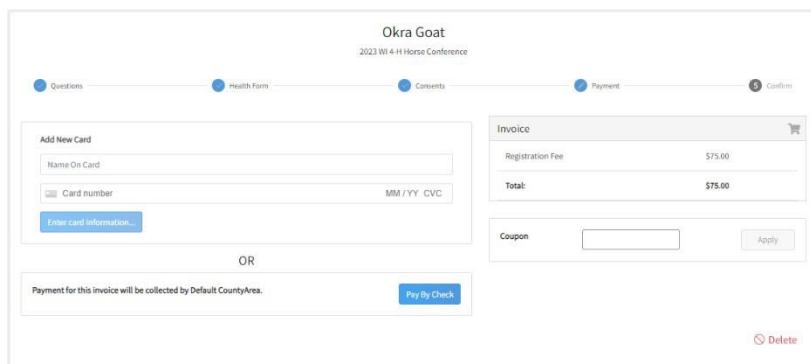


3. Depending on the age of the person being added, there are some demographic questions to be answered. These are for statistical purposes and emergency contacts. Only the questions with the red “required” need to be answered. For most of them, there is a “Prefer Not To State” option.
4. When done, click on the Next button at the bottom.
5. You will see a progress timeline across the top to show where you are in the registration process.



6. Answer the questions on the Questions page and then click on **Next**.
7. If there is a health form required, you will be asked to complete the form during registration. Click on **Next** when done.
8. If there are any consents to be signed they will appear next. Complete each item and then click on **Next**.

9. On the Payment screen, if paying by Credit Card is enabled for the event, you will be able to enter credit card information or you can click on **Pay By Check**. Click this button and then confirm you are paying by check. Click on the **Next** button.



10. On the Confirm screen, you will see a summary of your registration. Click the **Finish** button to submit the event registration.
11. The event registration has now been submitted. Watch your email for messages as the registration moves along the acceptance process.

The University of Wisconsin-Madison Division of Extension provides affirmative action and equal opportunity in education, programming and employment for all qualified persons regardless of race, color, gender, creed, disability, religion, national origin, ancestry, age, sexual orientation, pregnancy, marital or parental,